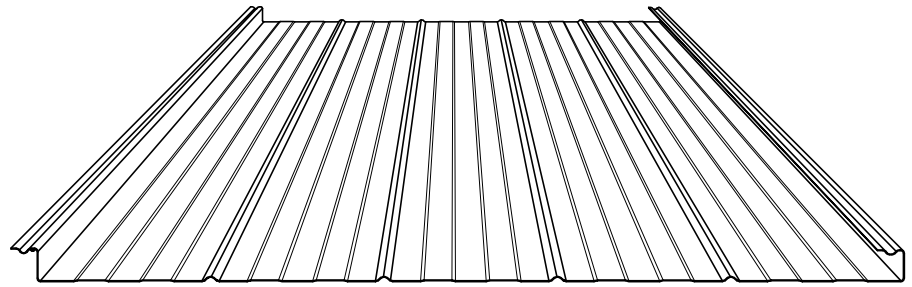


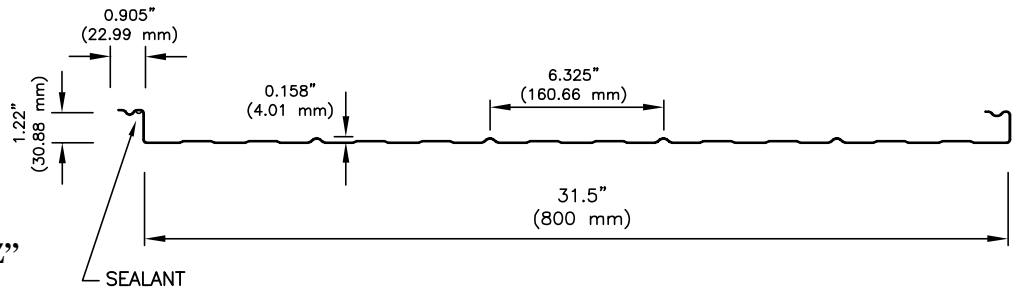
Now a sharp-looking steel finish inside and out!

Ideal Roofing's SUPREME INTERIOR LINER is a vital part of the insulated "sandwich wall system" supporting the insulation and sealing off the building from the inside. Sharp looking, clean and attractive from inside the building, the SUPREME INTERIOR LINER is cut to your exact specifications and easy to install. It is manufactured in .021"/0.54mm thick to .038"/0.96mm thick steel panels with a **factory-caulked overlap** making the panel an effective air and vapour barrier.

No need to shop around: **notched "Z" bar fixations** with pre-punched holes, "U" channels, fasteners, trims and all required components of the "sandwich wall system" are also available from Ideal Roofing.



Supreme Interior Liner
(WITH STIFFENER RIBS)



AVAILABLE MATERIALS

Mill finish Galvanized Steel

- (ASTM A-653 SS, grade 33, Z275 (G-90)); gauges: 26 (.021"/0.54mm thick), 24 (.026"/0.66mm thick), 22 (.032"/0.81mm thick), 20 (.038"/0.96mm thick).

Mill finish Galvalume Plus Steel

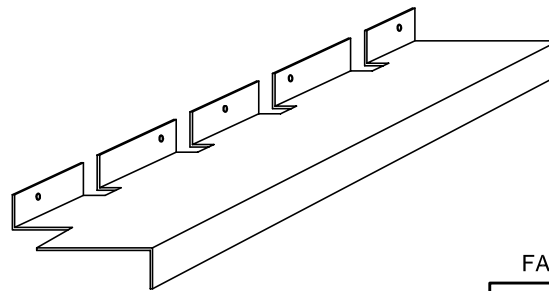
- (ASTM A-792 SS, grade 33, AZ165); gauges: 26 (.021"/0.54mm thick).

Pre-painted Galvanized Steel

- (ASTM A-653 SS, grade 33, Z275 (G-90)); Perspectra/Weather X Series: see colour chart *; gauges: 26 (.021"/0.54mm thick), 24 (.026"/0.66mm thick), 22 (.032"/0.81mm thick).

*Other finishes and gauges are available, contact our office

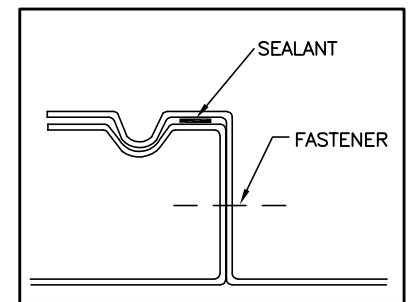
18-gauge (.049" / 1.25mm) thick steel in limited production also available.



NOTCHED "Z" BAR

Minimum Yield Stress	Fy = 33,000.00 P.S.I. (228 Mpa)
Maximum Working Stress	Fb = 20,625.00 P.S.I. (144 Mpa)
Young's Modulus	E = 29,500,000.00 P.S.I. (203 Mpa)

FACTORY-CAULKED OVERLAP



Total Nominal Thickness Galv. Z275 Or Galvalume AZ165 (inches) / (mm)	Core Nominal Thickness (inches) / (mm)	Section Modulus		Moment of Inertia in-4 (mm-4)	Allowable Reaction End (lbs) (N)
		Midspan in ³ /ft (n-m)	Support in ³ /ft (n-m)		
.021 (0.50)	.019 (0.46)	404 (149.6)	333 (123.3)	.0221 (30 166)	41 (601)
.026 (0.65)	.024 (0.61)	510 (188.9)	440 (162.9)	.0279 (38 100)	66 (959)
.032 (0.80)	.030 (0.76)	637 (236.2)	569 (211.1)	.0349 (47 632)	103 (1497)
.038 (0.95)	.036 (0.91)	765 (283.5)	700 (259.6)	.0419 (57 164)	148 (2153)